


# CONDUCTIVE POLYMER HYBRID ALUMINUM ELECTROLYTIC CAPACITORS



Lead type, Standard Series

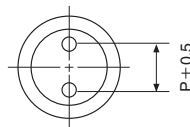
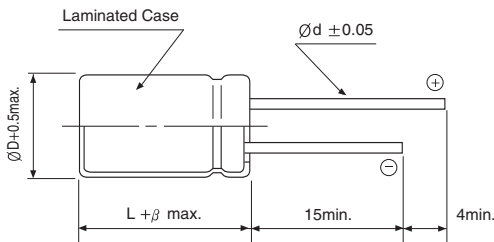


- Endurance with ripple current: 10000 hours at 105°C
- Complied to the RoHS directive

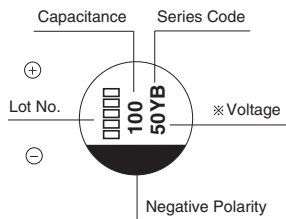
Item	Characteristics														
Operating temperature range	-55 ~ +105°C														
Leakage current max.	I = 0.01CV or 3μA whichever is greater (after 2 minutes)														
Capacitance tolerance	±20% at 120Hz, 20°C														
Dissipation factor max. (at 120Hz, 20°C)	<table border="1"> <tr> <td>WV</td> <td>16</td> <td>25</td> <td>35</td> <td>50</td> <td>63</td> <td>80</td> </tr> <tr> <td>tanδ</td> <td>0.16</td> <td>0.14</td> <td>0.12</td> <td>0.10</td> <td>0.08</td> <td>0.08</td> </tr> </table>	WV	16	25	35	50	63	80	tanδ	0.16	0.14	0.12	0.10	0.08	0.08
	WV	16	25	35	50	63	80								
tanδ	0.16	0.14	0.12	0.10	0.08	0.08									
Low temperature characteristics (Impedance ratio at 100kHz)	$Z (-25^{\circ}\text{C}) / Z (+20^{\circ}\text{C}) \leq 1.5$ $Z (-55^{\circ}\text{C}) / Z (+20^{\circ}\text{C}) \leq 2.0$														
Load life	After an application of DC bias voltage plus the rated AC ripple current for 10000 hours at 105°C. The measurement shall meet the following limits. The DC voltage plus the peak AC voltage combined must not exceed the rated voltage.														
	Capacitance change	Within ±30% of initial value													
	tanδ	Less than 200% of the specified value													
	ESR	Less than 200% of the specified value													
	Leakage current	Less than specified value													
Shelf life (at 105°C)	After 1000 hours no load test, leakage current, capacitance and tanδ are same as load life value. The measurement shall be performed at 20°C by the KS C IEC 60384 - 4														

## DRAWING

Unit : mm



Size	ØD	L	P	Ød	β
6.3×7.5	6.3	7.5	2.5	0.45	1.5
8×9.5	8	9.5	3.5	0.60	1.5
10×9.5	10.0	9.5	5.0	0.60	1.5



**YB** series

● DIMENSIONS & MAXIMUM PERMISSIBLE RIPPLE CURRENT

$\mu\text{F}$ \diagdown WV	16			25			35		
47							6.3×7.5	35	2000
68				6.3×7.5	30	2000	6.3×7.5	35	2000
100				6.3×7.5	30	2000	8×9.5	27	2300
150	6.3×7.5	27	2200	8×9.5	27	2300	8×9.5	27	2300
							10×9.5	20	2500
220				8×9.5	27	2300			
270	8×9.5	22	2500	10×9.5	20	2500	10×9.5	20	2500
330				10×9.5	20	2500			
470	10×9.5	18	2600						

$\mu\text{F}$ \diagdown WV	50			63			80		
10				6.3×7.5	80	1500			
15	6.3×7.5	40	1600						
22				6.3×7.5	80	1500	8×9.5	45	1600
				8×9.5	40	1600			
33	6.3×7.5	40	1600	8×9.5	40	1600			
	8×9.5	30	1800	10×9.5	30	1800			
39							10×9.5	35	1700
47	8×9.5	30	1800						
56	10×9.5	25	2000	10×9.5	30	1800			
68	10×9.5	25	2000						
100	10×9.5	25	2000						

Ripple current (mA rms) at 105°C, 100kHz  
 ESR (mΩ) at 20°C, 100kHz  
 Case size  $\varnothing D \times L$  (mm)

● FREQUENCY COEFFICIENT OF PERMISSIBLE RIPPLE CURRENT

Frequency	120Hz	1kHz	10kHz	100kHz
Coefficient	0.05	0.30	0.70	1.00

HYBRID TYPES