

# Green-Cap (ELECTRIC DOUBLE LAYER CAPACITORS)



Axial Type,  
High Voltage Series

- High Power Density
- Rapid charge and discharge
- Ultra-low internal resistance

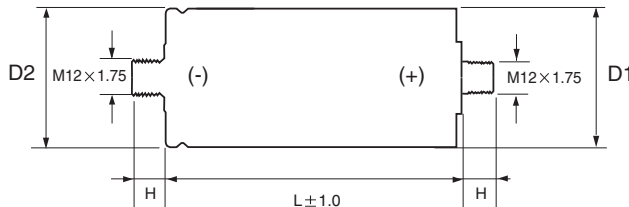
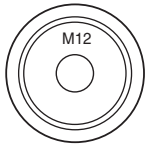


Item	Characteristics	
Operating temperature range	-40 ~ +65°C	
Rated Voltage	2.85 VDC	
Capacitance tolerance	0% ~ +20%	
Temperature characteristics	Capacitance change	Within $\pm 5\%$ of initial value at +20°C
	Internal resistance change	Within 150% of initial value at +20°C
Endurance (65°C)	Test time	1500 hours
	Capacitance change	Within $\pm 30\%$ of initial specified value
	Internal resistance change	Less than 100% of initial specified value
Shelf life (65°C)	After 1500 hours no load test same as endurance	
Life Time at RT <sup>(1)</sup>	10 years	(1) $\Delta CI < 30\%$ and $\Delta ESR < 200\%$ of initially specified value, respectively and $LC <$ specified value
Cycle Life (25°C) <sup>(1)(2)</sup>	1,000,000 cycles	(2) Cycle : between rated voltage and half rated voltage under constant current at 25°C

## DRAWING

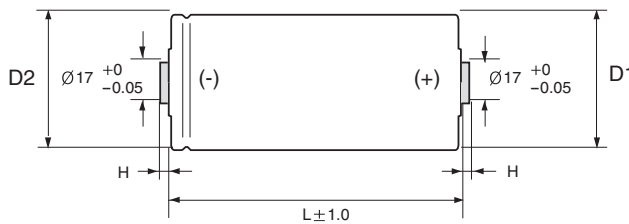

Unit : mm

Threaded Type



Size(mm)		
H	D1	D2
( $\pm 0.2$ )	( $\pm 0.2$ )	( $\pm 0.5$ )
13.0	$\varnothing 60.4$	$\varnothing 60.7$

Weldable Type



Size(mm)		
H	D1	D2
( $\pm 0.2$ )	( $\pm 0.2$ )	( $\pm 0.5$ )
3.0	$\varnothing 60.4$	$\varnothing 60.7$

## CHARACTERISTIC LIST & DIMENSIONS

Rated Voltage	Capacitance (F)	ESR, 1KHz (mΩ)	ESR, DC (mΩ)	LC (72hr) (mA)	Max Continuous Current(A)	Max Peak Current(A)	Specific Energy		Weight (g)	Volume (ml)	Dimension $\varnothing D \times L$ (mm)
							(Wh/kg)	(Wh/L)			
2.85	1200	0.35	0.50	3.4	63	1069	4.67	6.38	290	212	60.4 × 74
	1600	0.30	0.45	4.6	84	1326	5.55	7.41	325	244	60.4 × 85
	2000	0.25	0.35	5.7	106	1676	5.86	7.72	385	292	60.4 × 102
	3000	0.20	0.28	8.6	150	2323	6.57	8.56	515	395	60.4 × 138