

DT Axial Type, High Temperature Series

- High Power Density
- Rapid charge and discharge
- Ultra-low internal resistance

DH → DT
High Temp.

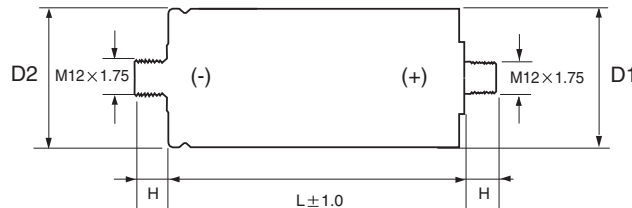
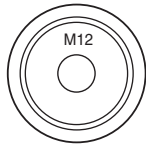


Item	Characteristics	
Operating temperature range	-40 ~ +85°C	
Rated Voltage	2.5 VDC	
Capacitance tolerance	0% ~ +20%	
Temperature characteristics	Capacitance change	Within ±5% of initial value at +20°C
	Internal resistance change	Within 100% of initial value at +20°C
Endurance (85°C)	Test time	1500 hours
	Capacitance change	Within ±20% of specified value
	Internal resistance change	Less than 100% of specified value
Shelf life (85°C)	After 1500 hours no load test same as endurance	
Life Time at RT ⁽¹⁾	10 years	(1) ΔCI < 20% and ΔESR < 100% of specified value, respectively and LC < specified value
Cycle Life (25°C) ⁽¹⁾⁽²⁾	1,000,000 cycles	(2) Cycle : between rated voltage and half rated voltage under constant current at 25°C

DRAWING

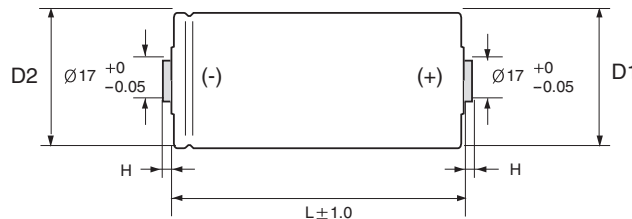

Unit : mm

Threaded Type



Size(mm)		
H	D1	D2
(±0.2)	(±0.2)	(±0.5)
13.0	∅60.4	∅60.7

Weldable Type



Size(mm)		
H	D1	D2
(±0.2)	(±0.2)	(±0.5)
3.0	∅60.4	∅60.7

CHARACTERISTIC LIST & DIMENSIONS

Rated Voltage	Capacitance (F)	ESR, 1KHz (mΩ)	ESR, DC (mΩ)	LC (72hr) (mA)	Max Continuous Current(A)		Max Peak Current(A)	Specific Energy		Weight (g)	Volume (ml)	Dimension ∅D × L(mm)
					ΔT=15°C	ΔT=40°C		(Wh/kg)	(Wh/L)			
2.5	1200	0.30	0.33	2.7	98	159	1074	3.65	4.91	285	212	60.4 × 74
	1600	0.25	0.28	3.0	115	188	1381	4.27	5.70	325	244	60.4 × 85
	2000	0.24	0.27	4.0	126	206	1623	4.51	5.94	385	292	60.4 × 102
	3000	0.20	0.23	5.0	150	245	2219	5.11	6.59	510	395	60.4 × 138